

2018 Manpower Invitational

Meet Results

Jan 6-7, 2018







Page: 1

Printed: 1/8/2018 9:56 AM

Men / 61 / Age 8-10

Session: III

Judge's Signatures

Rank	Num	Name	Gym							AA
1	286	Noah Mitchell	QC	9.700 2	9.400 7	9.900 1	9.200 1	10.700 1	9.600 1	58.500 1
2	294	Colin Sabla	QC	10.200 1	10.400 2	9.400 3	9.100 2	9.800 2T	8.600 4	57.500 2
3	295	Conor Beckel	QC	9.000 4T	9.700 5	9.500 2	8.900 3T	9.600 5	9.200 3	55.900 3
4T	290	Jacob Zollett	QC	9.200 3	10.500 1	9.300 4*	7.800 10	9.700 4	8.400 5	54.900 4T
4T	277	Connor Schaaf	QC	8.500 6	10.100 3	9.300 4*	8.300 8	9.400 6T	9.300 2	54.900 4T
6	315	Hunter Etherton	SIGS	9.000 4T	10.000 4	9.200 6	8.400 7	9.800 2T	7.100 6	53.500 6
7	298	Camden Hardie	QC	7.700 9T	9.500 6	8.600 7	8.900 3T	9.200 8	7.000 7	50.900 7
8	297	Baden Danner	QC	8.200 7	9.000 9	8.100 8	8.600 5T	9.400 6T	6.900 8	50.200 8
9	311	Liam Slotten	SIGS	7.900 8	9.100 8	7.000 10	8.600 5T	8.500 9	6.600 9	47.700 9
10	314	Seva Dumstorf	SIGS	7.700 9T	8.900 10	7.100 9	7.900 9	6.500 10	5.900 10	44.000 10

2018 Manpower Invitational

Meet Results

Jan 6-7, 2018







Page: 1

Printed: 1/8/2018 9:56 AM

Men / 61 / Age 11+

Session: III

Judge's Signatures

Rank	Num	Name	Gym							AA
1	300	Julian Ramirez	QC	9.400 2	8.700 8	8.800 9T	9.100 2	9.500 3T	9.100 1	54.600 1
2	293	Walker Frey	QC	8.300 5	9.500 4	10.100 1	9.300 1	9.600 2	7.300 8	54.100 2
3	291	Lucas Eminger	QC	7.100 8	10.000 2	9.600 3T	8.500 8	9.700 1	9.000 2	53.900 3
4	296	Duncan Beckel	QC	8.900 4	8.800 6T	9.300 6	9.000 3T	9.000 7	8.800 3T	53.800 4
5	302	Eddie Sabla	QC	8.100 6	9.600 3	9.500 5	9.000 3T	7.100 10	8.800 3T	52.100 5
6	243	Tyler Kimberlin	IGC	6.600 10	9.000 5	9.000 7T	9.000 3T	9.500 3T	8.100 6	51.200 6
7	288	Xavier Wallace	QC	9.000 3	10.200 1	9.600 3T	8.900 7	8.000 9	5.400 10	51.100 7
8	299	James Muncy	QC	7.000 9	8.800 6T	9.900 2	8.200 9	9.400 5	6.000 9	49.300 8
9	242	Jacob Huth	IGC	7.200 7	5.700 10	9.000 7T	9.000 3T	9.300 6	8.500 5	48.700 9
10	316	Ethan Hiltz	SIGS	9.500 1	7.100 9	8.800 9T	7.500 10	8.100 8	7.500 7	48.500 10

2018 Manpower Invitational

Meet Results

Jan 6-7, 2018







Page: 1

Printed: 1/8/2018 9:56 AM

Men / 62 / All Ages

Session: III

Judge's Signatures

Rank	Num	Name	Gym							AA
1	303	Manny Sabla	QC	7.200 2	8.900 1	8.500 1	8.900 1	8.200 3	7.800 2	49.500 1
2	282	Zander Brewer	QC	8.200 1	8.200 2	7.000 4	8.700 2T	8.900 1	6.400 3	47.400 2
3	301	Davis Rogers	QC	6.100 4	7.400 3T	8.000 2	8.400 4	8.700 2	8.000 1	46.600 3
4	317	Wyatt Moore	SIGS	6.300 3	7.400 3T	7.500 3	8.700 2T	7.300 4	6.300 4	43.500 4







2018 Manpower Invitational

Team Results

Jan 6-7, 2018

Page: 1
Printed: 1/8/2018 10:46:15 AM

Men / 61 / All Ages
Session: III

Rank	Gym	Team	Score						
1	QC	*	176.200	29.300 1	31.100 1	29.900 1	27.600 1	30.200 1	28.100 1
2	SIGS	*	152.000	26.400 2	28.000 2	25.100 2	24.900 2	26.400 2	21.200 2

2018 Manpower Invitational

Meet Results







Jan 6-7, 2018

Page: 1
Printed: 1/8/2018 10:39:12 AM

Men / J2 / All Ages

Session: III

Judge's Signatures

Rank	Num	Name	Gym							AA
1	310	Ben Pearce	SIGS	9.200 1	7.300 1	9.200 2	10.800 2	8.400 2	9.900 1	54.800 1
2	304	Landen Dale	SIGS	8.800 2	6.800 2	8.600 3	10.400 3	8.800 1	8.000 2	51.400 2
3	313	Ethan Stoner	SIGS	8.500 3	6.500 4	9.300 1	11.100 1	8.000 3	7.300 3	50.700 3
4	318	Matthew Roach	SIGS	7.800 4	6.700 3	8.000 4	9.800 4	7.900 4	4.000 4	44.200 4

2018 Manpower Invitational

Meet Results







Jan 6-7, 2018

Page: 1
Printed: 1/8/2018 10:33:05 AM

Men / 8 / 13-15

Session: 0

Judge's Signatures

Rank	Num	Name	Gym							AA
1	309	Landon Dobbs	SIGS	10.100 3	12.000 1	10.500 3	11.200 1	10.600 2	10.600 1	65.000 1
2	308	Cameron Timberlake	SIGS	9.900 4	10.500 2	10.700 1	10.400 4	10.000 3	7.900 3	59.400 2
3	305	Sawyer Lewis	SIGS	10.600 1	9.600 5	9.300 5	10.800 2T	9.500 6	7.000 4	56.800 3
4	307	Carter Sedlaczek	SIGS	10.400 2	10.300 3	9.100 6	9.800 6	9.700 5	6.900 5	56.200 4
5	312	Blake Richardson	SIGS	9.000 5	9.000 6	10.600 2	10.100 5	9.800 4	3.900 6	52.400 5
6	306	Davin Higdon	SIGS	0.000 6	9.700 4	9.500 4	10.800 2T	10.700 1	9.600 2	50.300 6